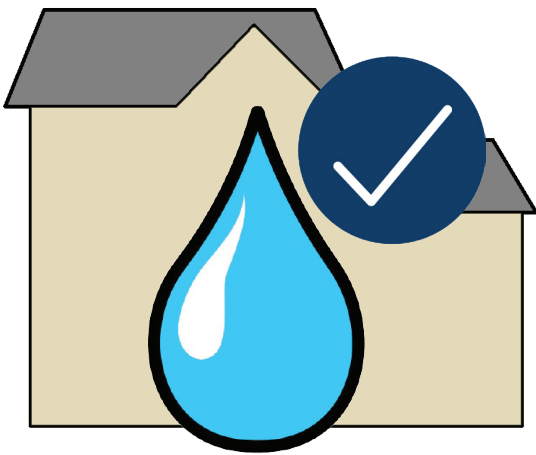




SA Water

How to save water at your home



Easy to read



Government of
South Australia

Hard words



This book has some hard words.

The first time we write a hard word

- the word is in **blue**.
- we write what the hard word means.

You can get help with this book



You can get someone to help you

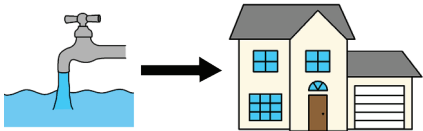
- read this book
- know what this book is about
- find more information.



About this book



This book is written by SA Water.



SA Water

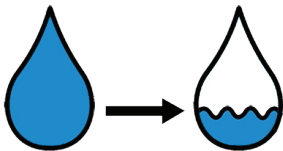
- brings clean water to your home



- takes used water from your home.



This book is about how you can **save water** at your home.



Save water means you use less water.

Why is it good to save water?



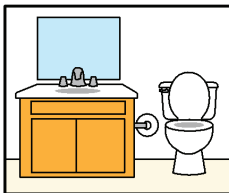
If you save water, you might

- have a cheaper water bill and save money for other things



- help the **environment**.
 - for example, the ocean and trees.

You can save water inside your home

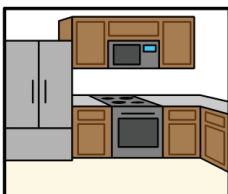


There are simple things you can do to save water in your


- bathroom



- laundry

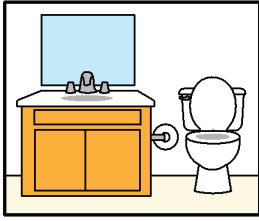


- kitchen



- garden.

Save water in your bathroom



You can save water in your bathroom.



You can turn off the taps when you


- brush your teeth



- wash your hands



- shave your face.



You can have short showers.



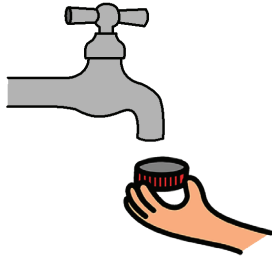
You can put a **water efficient** shower head onto your shower.

Water efficient means the shower head uses less water.




You can put in a **dual flush toilet**.

A dual flush toilet uses two buttons to flush different amounts of water.



You can install **aerators** in your taps.

Aerators mix air with water which means that less water is used.

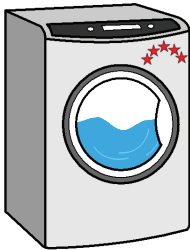


Save water in your laundry

You can fix taps that drip.



You can use water from the laundry to water your garden.



You can install a water efficient washing machine.

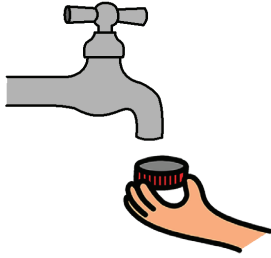


You can make sure the load size setting on the washing machine matches the size of your washing load.



You can install aerators in your taps.

Save water in your kitchen



You can install aerators in your taps.



You can choose water efficient appliances.


For example the dishwasher.



Only turn on the dishwasher when it is full.



Fill the sink with the water that you need for washing up.




You can fix taps that drip.



You can buy **water efficient appliances**.

Water efficient appliances include things in your home that use less water.


For example



- dishwashers




- shower heads



- washing machines



- toilets and taps.




Look at the label on the front of the appliance to see if it is water efficient.

Save water in your garden

There are things you can do to save water in your garden.



You can water your garden less if it rains.



If you have a sunny garden, you might grow plants that need less water and lots of sun.



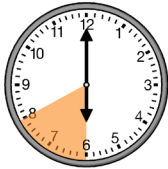
Put similar plants together. For example, you can water all of the thirsty plants at the same time.

You can put a **watering system** into your garden.



A watering system

- is a machine that puts water into the soil
- controls how much water is put in your garden
- can follow settings you choose on a timer to save water.




You can spread **mulch** on your garden beds to help plants grow with less watering.




Mulch is made of

- dead leaves
- bark
- compost.





You can plant trees to give shade to smaller plants.




To help your lawn grow in summer, you can water your lawn when it is less hot and dry.



In summer it is better to water your garden

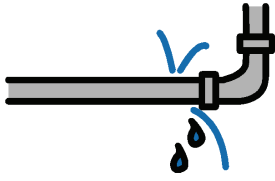
- at night

or



- early in the morning.

Stop leaks



You can check for leaks to make sure you are **not** wasting water.



[sawater.com.au/my-home/leaks-or-blockages/finding-leaks-on-your-property](https://www.sawater.com.au/my-home/leaks-or-blockages/finding-leaks-on-your-property)



More information

Contact SA Water for more information.



Call 1300 729 283



Website

sawater.com.au/my-home/saving-water/in-your-home



If you need help to speak or listen use the **National Relay Service.**

Call 1800 555 660



Website

communications.gov.au/accesshub/nrs

Give the relay officer the phone number you want to call.

Notes

Scope supported the development of this Easy English document in December, 2022 using Picture Communication Symbols (PCS). PCS is a trademark of Tobii Dynavox, LLC. All rights reserved. Used with permission. This document must not be sold to third parties. The images must not be reused without permission. For more information about the images, contact Scope on 1300 472 673 or visit scopeaust.org.au

